EE 12.6 – EE 25 Horizontal / longer creepage

The coilformers are made in gfr Polyamide PA66 of type A RV250 nat. (RTI long-range temperature +100 °C). Pin material is tin bronze, tinned. Maximum solder temperature 350 °C, 2sec.
Special materials – e.g. irradiated cross-linked – and designs on request, dimensions in mm/inch.

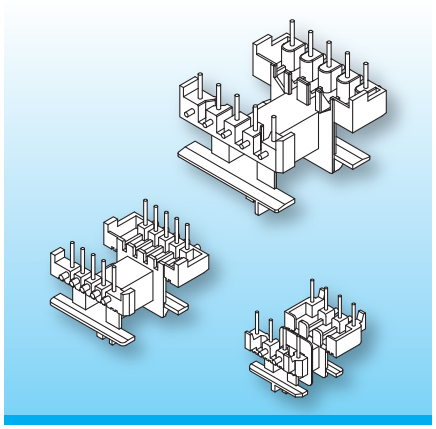

NORWE now is designing to expand the series of EE/M coilformers horizontal EE 12.6 to EE 25 with longer creepage-dimensions between ferrite and solder-pin. The design allows automatic winding also on NC winding machines. Special winding noses and also a wire routing provide tension-relief when binding on the wire. The coilformers have distance strips to avoid cold-solder joints into the PCB.

Type	Order-Code	Accessories
Coilformer: EE 25/1k/K12/7-8/5.08-ik/A RV250 nat.	10165-106	Snap-on Cap EE 25/FG
Coilformer: EE 25/2k/K12/7-8/5.08-ik/A RV250 nat.	10166-106	Spring-Clip SB-EF 25
Solder-pin: z809/ua	73295-212	Latching-Clip FB-EF 25

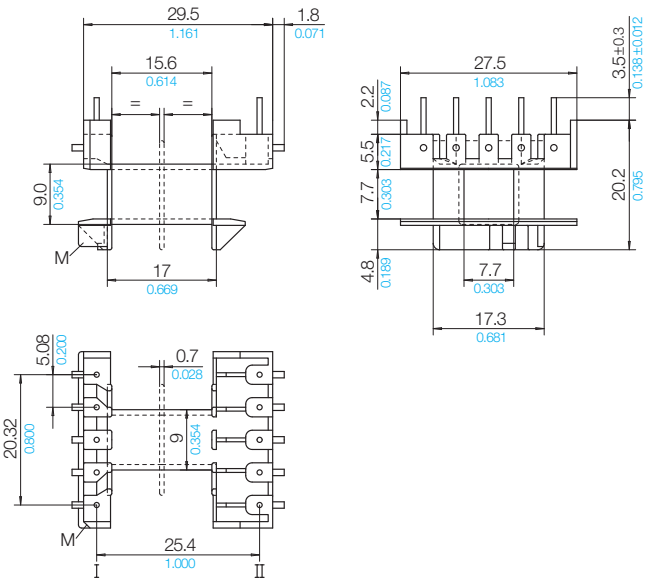

Grid
View pin-side

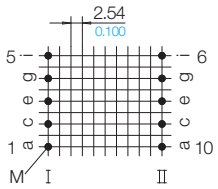

01 B 1 M / 01 B 1 K

Stand 07/2018 | © 2026 NORWE ONE GmbH

Warranties:
refer to Terms and Conditions of Sale

Valid version of data sheet online

QR Online-Version

NORWE ONE GmbH

51691 Bergneustadt
Paulstraße 5, Pernze
51702 Bergneustadt
Deutschland

Telefon +49 (0) 27 63-807-0
WhatsApp +49 2763 807-0
E-mail verkauf@norwe.de
Internet www.norwe.de
www.norwe.eu

NORWE Inc.

North Canton, OH 44720-0511
United States of America

Telefon +1-330 497-8113
E-mail usa@norwe.com
Internet www.norwe.com