NORWE®

Components for Standard Coilformers EI, UI



This catalogue contains information on all our products of the EI/UI-Series for laminations

The components of the EJ and UJ coilformer-series are especially designed for applications in small transformers.

We supply coilformers made in high quality thermoplastics, matching your production requirements. Accessories, such as potting boxes, are also included in this catalogue.

All dimensions in mm/inch. The permissible deviations according to DIN 16901 apply as tolerances.

Our extensive range of modular tooling allows almost unlimited constructional changes, to meet customers specification, often by simple changes of tool inserts.

In addition the modular tooling system allows extremely short tooling times and can be very cost effective.

Should you need further assistance, be it technical or assist when placing your order, we look forward to hearing from you.

Fully tagged or pinned coilformers are – in small quantities – usually available from stock. We can also quote for coilformers with pins or tags fitted to your requirements. All lead-times are relatively short.

© 10/2013 by NORWE GmbH

All dimensions in mm/inch

The permissible deviations according to DIN 16901 apply as tolerances

Warranties:
refer to Terms and Conditions of Sale

Valid version of data sheet online

QR Online-Version

NORWE GmbH

Postfach 13 56
51691 Bergneustadt

Paulstraße 5, Pernze
51702 Bergneustadt

Deutschland

Telefon +49 (0) 27 63-807-0
Telefax +49 (0) 27 63-807-77
E-mail verkauf@norwe.de
Internet www.norwe.de
www.norwe.eu

NORWE Inc.

P.O. Box 25 11
North Canton, OH 44720-0511

United States of America

Telefon +1-330 497-8113
Telefax +1-330 305-0592
E-mail usa@norwe.com
Internet www.norwe.com

Solder-pins used for EI-UI Coilformers

The solder-pins matched to the coilformers are listed below. The material used is tin bronze, tinned. Further standard types are listed in our catalogue “Stamped and Pressed Components for Electronic Applications”. (Special materials and designs on request, dimensions in mm/inch).

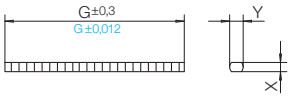

Form	X	Y
z8	0.88 / 0.035	0.60 / 0.024
z1	1.10 / 0.043	0.75 / 0.030
z2	1.30 / 0.051	0.90 / 0.035

Type	Order-Code	G
z808/ua	73294-212	8.0 / 0.315
z809/ua	73295-212	9.0 / 0.354
z810/ua	73296-212	10.0 / 0.394
z812/ua	73298-212	12.0 / 0.472
z813/ua	73299-212	13.0 / 0.512
z109/ua	73319-212	9.0 / 0.354
z110/ua	73320-212	10.0 / 0.394
z112/ua	73322-212	12.0 / 0.472
z210/ua	73357-212	10.0 / 0.394

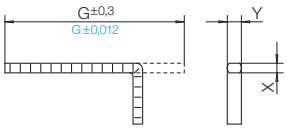

Form	X	Y
h8	0.88 / 0.035	0.60 / 0.024
h1	1.10 / 0.043	0.75 / 0.030

Type	Order-Code	G
h810/ua	73496-212	10.0 / 0.394
h811/ua	73497-212	11.0 / 0.433
h812/ua	73498-212	12.0 / 0.472
h813/ua	73499-212	13.0 / 0.512
h815/ua	73501-212	15.0 / 0.591
h817/ua	73503-212	17.0 / 0.669
h113/ua	73521-212	13.0 / 0.512

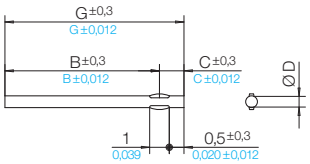

Form	ØD
p8	0.80 / 0.031
p1	1.00 / 0.039

Type	Order-Code	G	B	C
p810/ua	70104-212	10.0 / 0.394	9.0 / 0.354	1.0 / 0.039
p111/ua	70375-212	11.0 / 0.433	10.0 / 0.394	1.0 / 0.039
p113/ua	70373-212	13.0 / 0.512	12.0 / 0.472	1.0 / 0.039

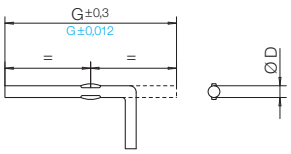

Form	ØD
u8	0.80 / 0.031

Type	Order-Code	G
u813/ua	70674-212	13.0 / 0.512

© 10/2013 by NORWE GmbH

All dimensions in mm/inch

The permissible deviations according to DIN 16901 apply as tolerances

Warranties:
refer to Terms and Conditions of Sale

Valid version of data sheet online

QR Online-Version

NORWE GmbH

Postfach 13 56
51691 Bergneustadt

Paulstraße 5, Pernze
51702 Bergneustadt

Deutschland

Telefon +49 (0) 27 63-807-0
Telefax +49 (0) 27 63-807-77
E-mail verkauf@norwe.de
Internet www.norwe.de
www.norwe.eu

NORWE Inc.

P.O. Box 25 11
North Canton, OH 44720-0511

United States of America

Telefon +1-330 497-8113
Telefax +1-330 305-0592
E-mail usa@norwe.com
Internet www.norwe.com

Solder-tags used for EI-UI Coilformers

The solder-tags matched to the coilformers are listed below. The material used is brass, tinned. Further standard types are listed in our catalogue “Stamped and Pressed Components for Electronic Applications”. (Special materials and designs on request, dimensions in mm/inch).

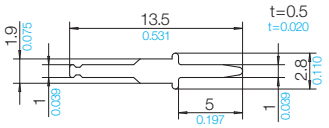

Solder-tag: g2x/wc (71210-259)

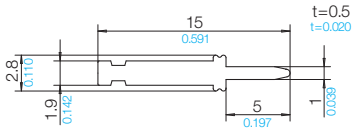

Solder-tag: g2c/wc (71070-259)

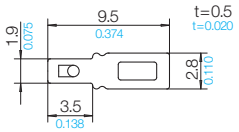

Solder-tag: g2t/wb (71010-257)

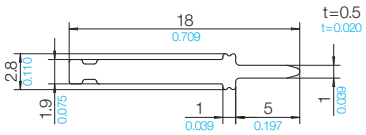

Solder-tag: g2r/wc (71150-259)

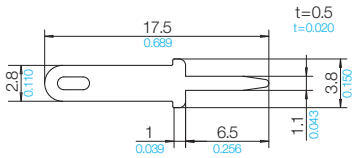

Solder-tag: g3t/wc (73010-257)

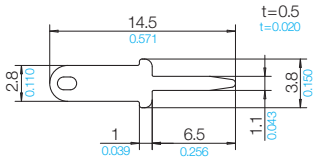

Solder-tag: g3e/wb (73000-254)

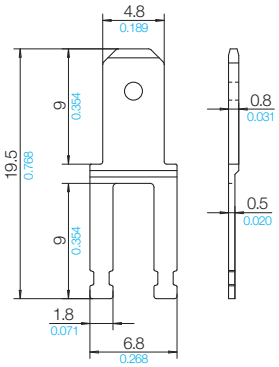

Solder-tag: g3e/ul (71190-254)

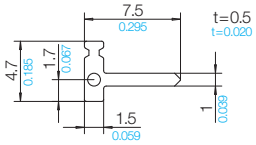

Solder-tag: wga/wd (75200-261)

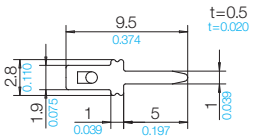

Solder-tag: g2s/wd (71040-261)

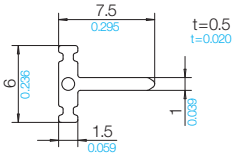

Solder-tag: wg/wd (75170-261)

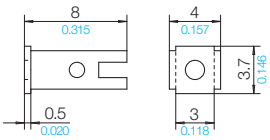

Solder-tag: k3/wb (72020-257)

© 10/2013 by NORWE GmbH

All dimensions in mm/inch

The permissible deviations according to DIN 16901 apply as tolerances

Warranties:
refer to Terms and Conditions of Sale

Valid version of data sheet online

QR Online-Version

NORWE GmbH

Postfach 13 56
51691 Bergneustadt

Paulstraße 5, Pernze
51702 Bergneustadt

Deutschland

Telefon +49 (0) 27 63-807-0
Telefax +49 (0) 27 63-807-77
E-mail verkauf@norwe.de
Internet www.norwe.de
www.norwe.eu

NORWE Inc.

P.O. Box 25 11
North Canton, OH 44720-0511

United States of America

Telefon +1-330 497-8113
Telefax +1-330 305-0592
E-mail usa@norwe.com
Internet www.norwe.com

Laminations
The table below shows the sizes of some more common laminations for the EJ and UJ-coilformer range, with dimensions in mm/inch.
The data given may assist when designing a specific transformer.

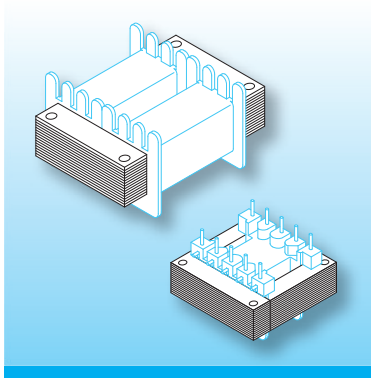

However, exact details such as dimensions and electrical data must be obtained from lamination manufacturers.

Type	A	C	G	H	I	K	L
EJ 19	14.3 / 0.563	4.7 / 0.185	11.2 / 0.441	19.0 / 0.748	15.9 / 0.626	2.4 / 0.094	4.7 / 0.185
EJ 30	20.0 / 0.787	10.0 / 0.394	15.0 / 0.591	30.0 / 1.181	25.0 / 0.984	5.0 / 0.197	5.0 / 0.197
EJ 38	25.6 / 1.008	12.8 / 0.504	19.2 / 0.756	38.4 / 1.512	32.0 / 1.260	6.4 / 0.252	6.4 / 0.252
EJ 42	28.0 / 1.102	14.0 / 0.551	21.0 / 0.827	42.0 / 1.654	35.0 / 1.378	7.0 / 0.276	7.0 / 0.276
EJ 48	32.0 / 1.260	16.0 / 0.630	24.0 / 0.945	48.0 / 1.890	40.0 / 1.575	8.0 / 0.315	8.0 / 0.315
EJ 54	36.0 / 1.417	18.0 / 0.709	27.0 / 1.063	54.0 / 2.126	45.0 / 1.772	9.0 / 0.354	9.0 / 0.354
EJ 60	40.0 / 1.575	20.0 / 0.787	30.0 / 1.181	60.0 / 2.362	50.0 / 1.969	10.0 / 0.394	10.0 / 0.394
EJ 66	44.0 / 1.732	22.0 / 0.866	33.0 / 1.299	66.0 / 2.598	55.0 / 2.165	11.0 / 0.433	11.0 / 0.433
EJ 78	52.0 / 2.047	26.0 / 1.024	39.0 / 1.535	78.0 / 3.071	65.0 / 2.559	13.0 / 0.512	13.0 / 0.512
EJ 84	56.0 / 2.205	28.0 / 1.102	42.0 / 1.654	84.0 / 3.307	70.0 / 2.756	14.0 / 0.551	14.0 / 0.551
EJ 96	64.0 / 2.520	32.0 / 1.260	48.0 / 1.890	96.0 / 3.780	80.0 / 3.150	16.0 / 0.630	16.0 / 0.630
UJ 30	10.0 / 0.394	– / –	30.0 / 1.181	30.0 / 1.181	50.0 / 1.969	10.0 / 0.394	10.0 / 0.394
UJ 39	13.0 / 0.512	– / –	39.0 / 1.535	39.0 / 1.535	65.0 / 2.559	13.0 / 0.512	13.0 / 0.512
UJ 48	16.0 / 0.630	– / –	48.0 / 1.890	48.0 / 1.890	80.0 / 3.150	16.0 / 0.630	16.0 / 0.630
UJ 60	20.0 / 0.787	– / –	60.0 / 2.362	60.0 / 2.362	100.0 / 3.937	20.0 / 0.787	20.0 / 0.787

EI

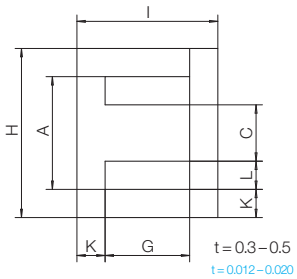

UI

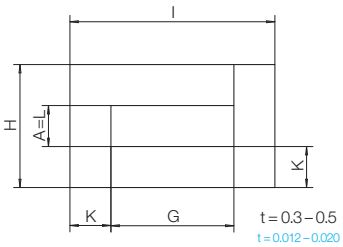

© 10/2013 by NORWE GmbH

All dimensions in mm/inch

The permissible deviations according to DIN 16901 apply as tolerances

Warranties:
refer to Terms and Conditions of Sale

Valid version of data sheet online

QR Online-Version

NORWE GmbH
Postfach 13 56
51691 Bergneustadt

Paulstraße 5, Pernze
51702 Bergneustadt

Deutschland

Telefon +49 (0) 27 63-807-0
Telefax +49 (0) 27 63-807-77
E-mail verkauf@norwe.de
Internet www.norwe.de
www.norwe.eu

NORWE Inc.
P.O. Box 25 11
North Canton, OH 44720-0511

United States of America

Telefon +1-330 497-8113
Telefax +1-330 305-0592
E-mail usa@norwe.com
Internet www.norwe.com

Thermoplastic Materials

The following survey contains supplementary information on the different thermoplastic-qualities.
The material quality orientates to the conventional use of the components. For technical reasons alternative materials cannot be used for all articles.
Consult our qualified specialists regarding your individual material requests – we will be pleased to check whether your material requirements can be realized.
Further information on the materials can also be obtained from our homepage (e.g. to call up the UL cards).

NORWE Mat.-Code	NORWE Mat.-Description	Chemical Symbol	Tradename Manufacturer	UL-File-No.	Flammability Rating acc. UL	RTI Elec acc. UL
009	p6g nat.	PA66 Polyamide 66	AKV30H nature Durethan Lanxess AG	E 245249	HB (0.75)	+125°C
017	x2g5	PA66 Polyamide 66	A3X2G5 Ultramid BASF AG	E 41871	V-0 (0.81)	+120°C
024	p6g	PA66 Polyamide 66	PA66 30% GF black Compound	–	–	(+125°C)
039	A3X2G5 sv.	PA66 Polyamide 66	A3X2G5 cross-linked Ultramid BASF AG	–	–	(+120°C)
134	CR-A3H2G6,black	PA66 Polyamide 66	Creamid A3H2G6S *9200 black Creamid PTS GmbH	–	–	(+110°C)
181	A3X2G10	PA66 Polyamide 66	A3X2G10 Ultramid BASF AG	E 41871	V-0 (1.50)	+115°C
243	Zen.6130L, black	LCP Liquid Crystal Polymer	6130L black Zenite DuPont	E 41938	V-0 (0.38)	+240°C
417	x2g5/m25	PA66 Polyamide 66	A3X2G5 Ultramid BASF AG	E 41871	V-0 (0.81)	+120°C

© 10/2013 by NORWE GmbH

All dimensions in mm/inch

The permissible deviations according to DIN 16901 apply as tolerances

Warranties:
refer to Terms and Conditions of Sale

Valid version of data sheet online

QR Online-Version

NORWE GmbH

Postfach 13 56
51691 Bergneustadt

Paulstraße 5, Pernze
51702 Bergneustadt

Deutschland

Telefon +49 (0) 27 63-807-0
Telefax +49 (0) 27 63-807-77
E-mail verkauf@norwe.de
Internet www.norwe.de
www.norwe.eu

NORWE Inc.

P.O. Box 25 11
North Canton, OH 44720-0511

United States of America

Telefon +1-330 497-8113
Telefax +1-330 305-0592
E-mail usa@norwe.com
Internet www.norwe.com

Irradiation Cross-Linking of EI-UI Components

NORWE cannot only look back on more than 40 years of experience in the development and production of coilformers but has in the meantime also gained almost 10 years of experience in irradiation cross-linking.

All components of the EI-UI-series can on request be supplied in cross-linked material. A cross-linking enhancing material is added to the thermoplast granulates. After moulding the components are irradiated with Beta- or Gamma rays – depending on the penetration required.
The material loses its thermoplast characteristics (but it is not a thermoset) and withstands very high temperature peeks for short periods without any problems.

- Depending on the degree of cross-linking the coilformers and accessories withstand solder temperatures of 450–480° C for about 1–3 seconds. Irradiated cross-linked components easily tolerate the higher solder temperatures required due to the contact elements being changed to be leadfree.

- Unlike high temperature polymers – also cost-effective granulates are suitable for irradiation cross-linking. The characteristic features of the coilformers and accessories do not change due to the cross-linking.

- In contrast to high temperature polymers lower temperatures of material and mould during the production process are required and thus the tool elements are less stressed resulting in longevity.
  The lower temperature profiles during the moulding process provide a lower wear and tear of the tool elements as well as a perceptible saving of energy costs.

© 10/2013 by NORWE GmbH

All dimensions in mm/inch

The permissible deviations according to DIN 16901 apply as tolerances

Warranties:
refer to Terms and Conditions of Sale

Valid version of data sheet online

QR Online-Version

NORWE GmbH

Postfach 13 56
51691 Bergneustadt

Paulstraße 5, Pernze
51702 Bergneustadt

Deutschland

Telefon +49 (0) 27 63-807-0
Telefax +49 (0) 27 63-807-77
E-mail verkauf@norwe.de
Internet www.norwe.de
www.norwe.eu

NORWE Inc.

P.O. Box 25 11
North Canton, OH 44720-0511

United States of America

Telefon +1-330 497-8113
Telefax +1-330 305-0592
E-mail usa@norwe.com
Internet www.norwe.com

© 04/2014 by NORWE GmbH

Warranties:
refer to Terms and Conditions of Sale

Contact to NORWE

NORWE GmbH

Postfach 13 56
51691 Bergneustadt

Paulstraße 5, Pernze
51702 Bergneustadt

Deutschland

Telefon +49 (0) 27 63-807-0
Telefax +49 (0) 27 63-807-77
E-mail verkauf@norwe.de
Internet www.norwe.de
www.norwe.eu

NORWE Inc.

P.O. Box 25 11
North Canton, OH 44720-0511

United States of America

Telefon +1-330 497-8113
Telefax +1-330 305-0592
E-mail usa@norwe.com
Internet www.norwe.com

NORWE – online

All informations, product specifications, latest news and as well our extensive service offering you find on out up-to-date websites.

Up-to-date product database

- enlarged, sophisticated search function
- comprehensive product survey
- Product Data Sheets as PDF-download
- complete product-catalogues as PDF-download

www.norwe.de

www.norwe.com

Up-to-date contacts

- contacts all over the world

www.norwe.eu

Up-to-date information

- data and facts of the company
- presence on trade fairs all over the world
- product innovations
- material database with UL-cards

www.coilformers.info

www.carretes.eu

Individual special designs

- problem solutions orientated to industries' demands

www.carreteis.info

www.carcasses.info

Current certifications

- EN ISO 9001:2008
- UL 746 D
- EN ISO 14001:2005
- AEOC

www.spulenkoerper.info

www.karkasi-katushek.info

Services

- qualified advice
- cost neutral sample request
- individual quotation request
- mobile access via QR-Code

www.corpi-bobina.info

© 10/2013 by NORWE GmbH

Contact to NORWE

NORWE GmbH

Postfach 13 56
51691 Bergneustadt

Paulstraße 5, Pernze
51702 Bergneustadt

Deutschland

Telefon +49 (0) 27 63-807-0
Telefax +49 (0) 27 63-807-77
E-mail verkauf@norwe.de
Internet www.norwe.de
www.norwe.eu

NORWE Inc.

P.O. Box 25 11
North Canton, OH 44720-0511

United States of America

Telefon +1-330 497-8113
Telefax +1-330 305-0592
E-mail usa@norwe.com
Internet www.norwe.com