

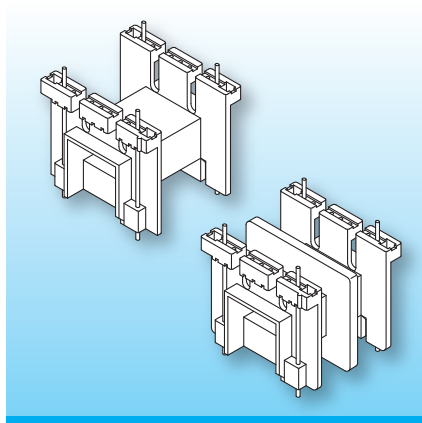
U 25 Universal Coilformers with m-pins

The coilformers are made in gr Polyamide PA66 of type A RV250 nat. (RTI long-range temperature +100° C).

Pin material: tin bronze, tinned.

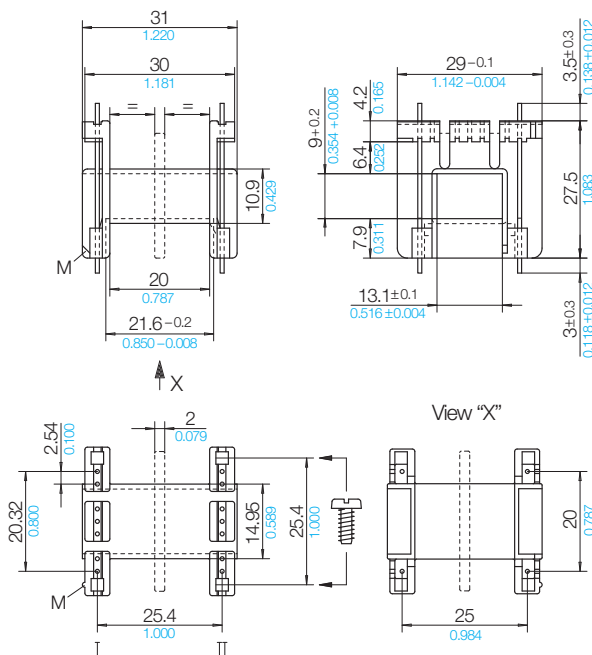
Maximum solder temperature 350° C, 2 sec.

Special materials and designs on request, dimensions in mm/*inch*.

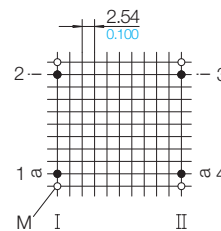


The coilformers have through-hole round pins for contacts on both sides. They can be secured to the pcb with self-tapping screws. Wide stand-offs provide a solid area of support and allow clean soldering of the wires and of the coilformer onto the pcb.

Type	Order-Code	Accessories
Coilformer: U 25/1k/1-8/2.54-ik/A RV250 nat.	92149-106	
Coilformer: U 25/2k/1-8/2.54-ik/A RV250 nat.	92219-106	
Solder-pin: m82806/ua	70180-212	
Self-tapping screw: DIN 7981-St 2,9x6,5-F-H	N0049-000	on request



Grid
View pin-side



10 B 2 G / 10 B 3 G

© 08/2018 by NORWE GmbH

Warranties:
refer to Terms and Conditions of Sale

NORWE GmbH

Postfach 13 56
51691 Bergneustadt
Paulstraße 5, Pernze
51702 Bergneustadt

Deutschland

Telefon +49 (0) 27 63-807-0
Telefax +49 (0) 27 63-807-77
E-mail verkauf@norwe.de
Internet www.norwe.de
www.norwe.eu

NORWE Inc.

P.O. Box 25 11
North Canton, OH 44720-0511
United States of America

Telefon +1-330 497-8113
Telefax +1-330 305-0592
E-mail usa@norwe.com
Internet www.norwe.com



Valid version of
data sheet online

QR Online-Version

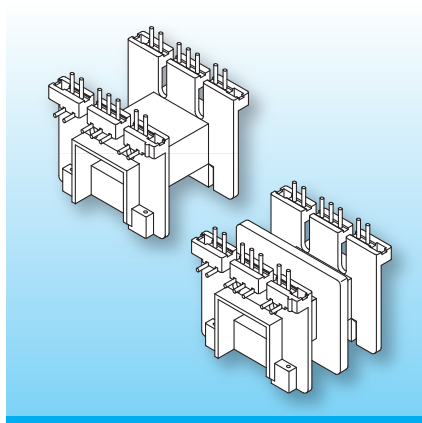
U 25 Universal Coilformers with h-pins or z-pins

The coilformers are made in gfr Polyamide PA66 of type A RV250 nat. (RTI long-range temperature +100° C).

Pin material: tin bronze, tinned.

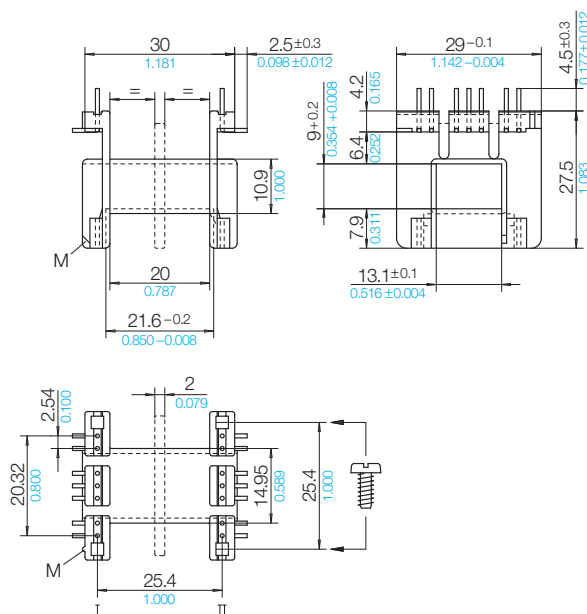
Maximum solder temperature 350° C, 2 sec.

Special materials and designs on request, dimensions in mm/*inch*.

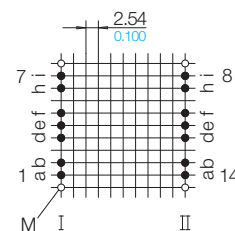


Version with h-pins for radial binding-on of thin wires and litzwires. Version with z-pins which takes up less space on the pcb. The coilformers can be secured to the pcb with self-tapping screws. Wide stand-offs provide a solid area of support and allow clean soldering of the wires and of the coilformer onto the pcb.

Type	Order-Code	Accessories
Coilformer: U 25/1k/1-8/2.54-ik/A RV250 nat.	92149-106	
Coilformer: U 25/2k/1-8/2.54-ik/A RV250 nat.	92219-106	
Solder-pin: h813/ua	73499-212	
Solder-pin: u813/ua	70674-212	
Solder-pin: z808/ua	73294-212	
Self-tapping screw: DIN 7981-St 2,9x6,5-F-H	N0049-000	on request



Grid
View pin-side



10 B 2 G / 10 B 3 G

© 08/2018 by NORWE GmbH

Warranties:
refer to Terms and Conditions of Sale

NORWE GmbH

Postfach 13 56
51691 Bergneustadt
Paulstraße 5, Pernze
51702 Bergneustadt

Deutschland

Telefon +49 (0) 27 63-807-0
Telefax +49 (0) 27 63-807-77
E-mail verkauf@norwe.de
Internet www.norwe.de
www.norwe.eu

NORWE Inc.

P.O. Box 25 11
North Canton, OH 44720-0511
United States of America
Telefon +1-330 497-8113
Telefax +1-330 305-0592
E-mail usa@norwe.com
Internet www.norwe.com



Valid version of
data sheet online

QR Online-Version