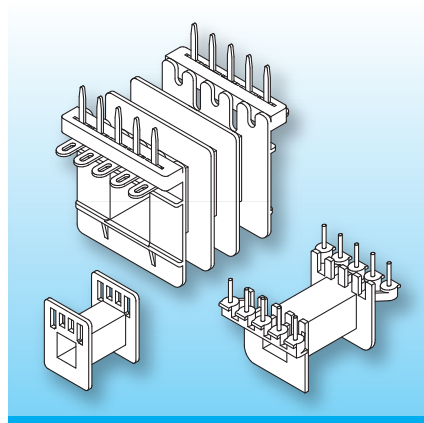


M 20 – M 74 / E 70 – E 80 Horizontal Coilformers

The coilformers are made in gfr Polyamide PA66 of type p6g (RTI long-range temperature +125° C) and x2g5 (RTI long-range temperature +120° C).



Pin material is tin bronze, tinned for solder-pins and brass, tinned for solder-tags.

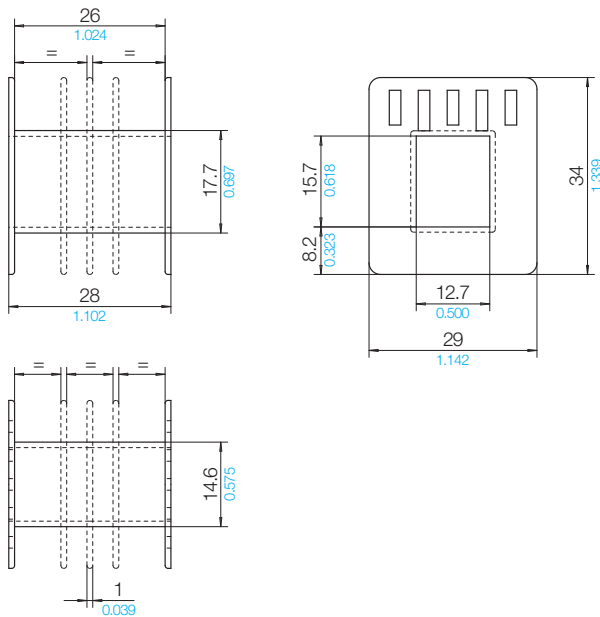
Max. solder temperature +350° C, 2 sec. Special materials – e.g. irradiated cross-linked – and designs on request, dimensions in mm/*inch*.



This group of horizontal coilformers is sorted by ferrite core / lamination size and each by pinning with straight pins, side-wrapping pins, solder-tags and conventional coilformers.

Most designs feature terminal strips with “noses” which provide tension-relief of the winding wires and “stand-offs” which allow clean soldering of the coilformer onto the pcb to minimize cold-solder joints. Some coilformers also feature extended flanges to prevent clips sliding off.

Type	Order-Code	Accessories
Coilformer: M 42/1k/aa/p6g	01030-024	Clip FK-E 42
Coilformer: M 42/2k/aa/p6g	N0227-024 	
Coilformer: M 42/3k/aa/p6g	N0228-024 	



© 11/2016 by NORWE GmbH

Warranties:
refer to Terms and Conditions of Sale

NORWE GmbH

Postfach 13 56
51691 Bergneustadt
Paulstraße 5, Pernze
51702 Bergneustadt
Deutschland
Telefon +49 (0) 27 63-807-0
Telefax +49 (0) 27 63-807-77
E-mail verkauf@norwe.de
Internet www.norwe.de
www.norwe.eu

NORWE Inc.

P.O. Box 25 11
North Canton, OH 44720-0511
United States of America
Telefon +1-330 497-8113
Telefax +1-330 305-0592
E-mail usa@norwe.com
Internet www.norwe.com



Valid version of
data sheet online

QR Online-Version