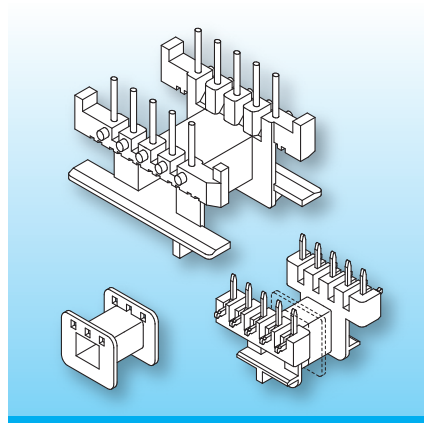


EE 8 – EE 32 Horizontal

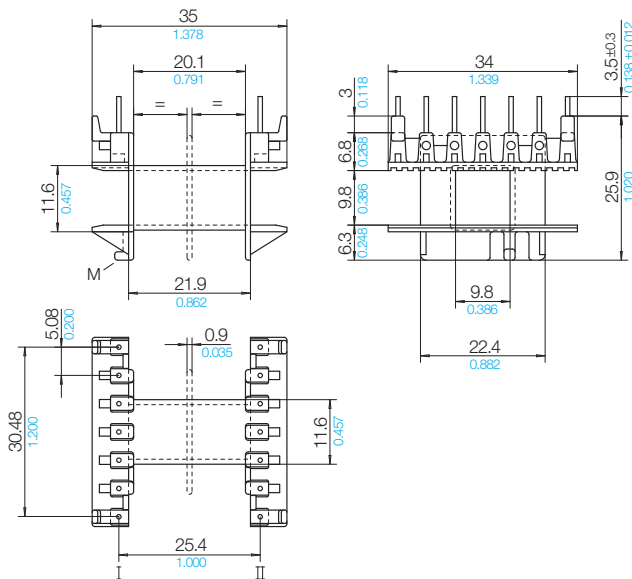
The coilformers are made in gfr Polyamide PA66 of type p6g (RTI long-range temperature +125° C), A RV250 nat. (RTI long-range temperature +100° C) and A3X2G10, sw (RTI long-range temperature +115° C). Pin material is tin bronze, tinned for solder-pins and brass, tinned for solder-tags. Max. solder temperature +350° C, 2 sec. Special materials – e.g. irradiated cross-linked – and designs on request, dimensions in mm/*inch*.



This group of horizontal coilformers is sorted by ferrite core / lamination size and each by pinning with straight pins, side-wrapping pins, solder-tags and conventional coilformers.

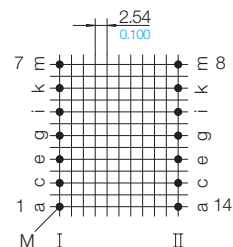
Most designs feature terminal strips with “noses” which provide tension-relief of the winding wires and “stand-offs” which allow clean soldering of the coilformer onto the pcb to minimize cold-solder joints. Some coilformers also feature extended flanges to prevent clips sliding off.

Type	Order-Code	Accessories
Coilformer: EE 32/1k/7-8/5.08-mk/A RV250 nat.	1 0 5 6 7 - 1 0 6	Spring-Clip SB-EF 32
Coilformer: EE 32/2k/7-8/5.08-mk/A RV250 nat.	1 0 5 6 8 - 1 0 6	
Solder-pin: z810/ua	7 3 2 9 6 - 2 1 2	



Grid

View pin-side



01 B 2 G / 01 B 2 G

© 07/2018 by NORWE GmbH

Warranties:
refer to Terms and Conditions of Sale

NORWE GmbH

Postfach 13 56
51691 Bergneustadt
Paulstraße 5, Pernze
51702 Bergneustadt
Deutschland

Telefon +49 (0) 27 63-807-0
Telefax +49 (0) 27 63-807-77
E-mail verkauf@norwe.de
Internet www.norwe.de
www.norwe.eu

NORWE Inc.

P.O. Box 25 11
North Canton, OH 44720-0511
United States of America
Telefon +1-330 497-8113
Telefax +1-330 305-0592
E-mail usa@norwe.com
Internet www.norwe.com



Valid version of
data sheet online

QR Online-Version