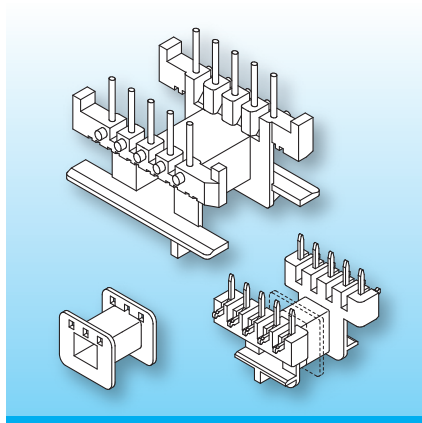


## EE 8 – EE 32 Horizontal

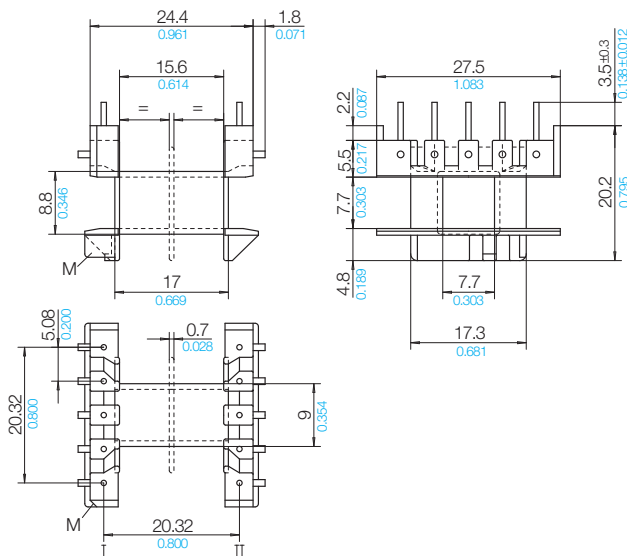
The coilformers are made in gfr Polyamide PA66 of type p6g (RTI long-range temperature +125° C), A RV250 nat. (RTI long-range temperature +100° C) and A3X2G10, sw (RTI long-range temperature +115° C). Pin material is tin bronze, tinned for solder-pins and brass, tinned for solder-tags. Max. solder temperature +350° C, 2 sec. Special materials – e.g. irradiated cross-linked – and designs on request, dimensions in mm/inch.



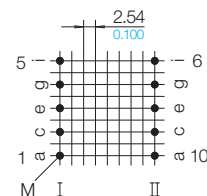
This group of horizontal coilformers is sorted by ferrite core / lamination size and each by pinning with straight pins, side-wrapping pins, solder-tags and conventional coilformers.

Most designs feature terminal strips with “noses” which provide tension-relief of the winding wires and “stand-offs” which allow clean soldering of the coilformer onto the pcb to minimize cold-solder joints. Some coilformers also feature extended flanges to prevent clips sliding off.

Type	Order-Code	Accessories
Coilformer: EE 25/1k/d7-8/5.08-ii/A RV250 nat.	1 0 1 7 5 - 1 0 6	Snap-on Cap EE 25
Coilformer: EE 25/2k/b7-8/5.08-ii/A RV250 nat.	1 0 1 7 6 - 1 0 6	Latching-Clip FB-EF 25
Solder-pin: z809/ua	7 3 2 9 5 - 2 1 2	Spring-Clip SB-EF 25



**Grid**  
View pin-side



01 B 3 S / 01 B 3 M

© 07/2018 by NORWE GmbH

Warranties:  
refer to Terms and Conditions of Sale

**NORWE GmbH**

Postfach 13 56  
51691 Bergneustadt  
Paulstraße 5, Pernze  
51702 Bergneustadt  
Deutschland  
Telefon +49 (0) 27 63-807-0  
Telefax +49 (0) 27 63-807-77  
E-mail verkauf@norwe.de  
Internet www.norwe.de  
www.norwe.eu

**NORWE Inc.**

P.O. Box 25 11  
North Canton, OH 44720-0511  
United States of America  
Telefon +1-330 497-8113  
Telefax +1-330 305-0592  
E-mail usa@norwe.com  
Internet www.norwe.com



Valid version of  
data sheet online

QR Online-Version