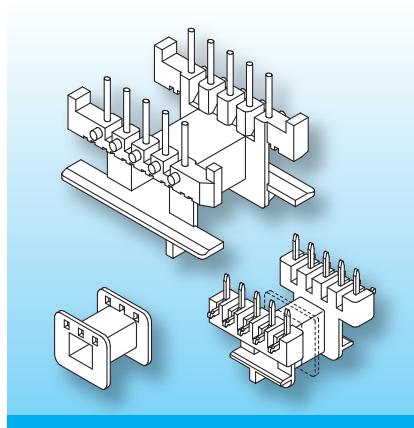


### EE 8 – EE 32 Horizontal

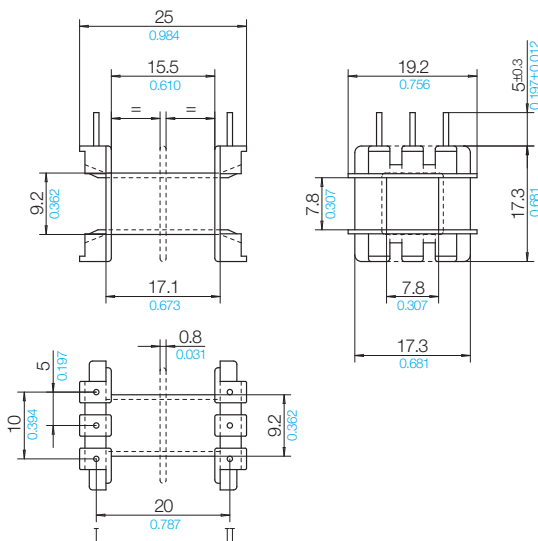
The coilformers are made in gfr Polyamide PA66 of type p6g (RTI long-range temperature +125° C), x2g5 (RTI long-range temperature +120° C) and A3X2G10, sw (RTI long-range temperature +115° C). Pin material is tin bronze, tinned for solder-pins and brass, tinned for solder-tags. Max. solder temperature +350° C, 2 sec. Special materials – e.g. irradiated cross-linked – and designs on request, dimensions in mm/inch.



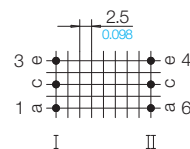
This group of horizontal coilformers is sorted by ferrite core / lamination size and each by pinning with straight pins, side-wrapping pins, solder-tags and conventional coilformers.

Most designs feature terminal strips with “noses” which provide tension-relief of the winding wires and “stand-offs” which allow clean soldering of the coilformer onto the pcb to minimize cold-solder joints. Some coilformers also feature extended flanges to prevent clips sliding off.

Type	Order-Code	Accessories
Coilformer: EE 25/1k/a5-8/5.0-ei/p6g	1 0 1 7 2 - 0 2 4	Potting Box EE 25
Coilformer: EE 25/2k/a5-8/5.0-ei/p6g	1 0 1 7 3 - 0 2 4	Snap-on Cap EE 25
Solder-pin: z808/ua	7 3 2 9 4 - 2 1 2	Latching-Clip FB-EF 25
		Spring-Clip SB-EF 25



### Grid View pin-side



### © 12/2011 by NORWE GmbH

All dimensions in mm/inch

The permissible deviations according to DIN 16901 apply as tolerances

Warranties:  
refer to Terms and Conditions of Sale

### NORWE GmbH

Postfach 13 56  
51691 Bergneustadt  
Paulstraße 5, Pernze  
51702 Bergneustadt  
Deutschland  
Telefon +49 (0) 27 63-807-0  
Telefax +49 (0) 27 63-807-77  
E-mail verkauf@norwe.de  
Internet www.norwe.de  
www.norwe.eu

### NORWE Inc.

P.O. Box 25 11  
North Canton, OH 44720-0511  
United States of America  
Telefon +1-330 497-8113  
Telefax +1-330 305-0592  
E-mail usa@norwe.com  
Internet www.norwe.com