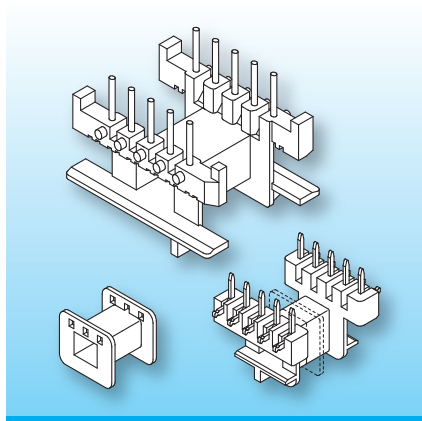


EE 8 – EE 32 Horizontal

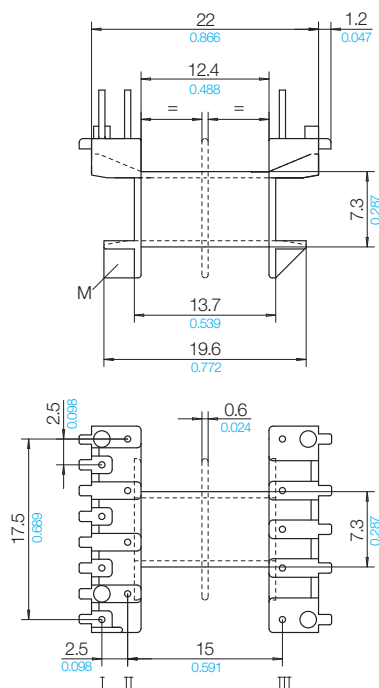
The coilformers are made in gfr Polyamide PA66 of type p6g (RTI long-range temperature +125° C), A RV250 nat. (RTI long-range temperature +100° C) and A3X2G10, sw (RTI long-range temperature +115° C). Pin material is tin bronze, tinned for solder-pins and brass, tinned for solder-tags. Max. solder temperature +350° C, 2 sec. Special materials – e.g. irradiated cross-linked – and designs on request, dimensions in mm/*inch*.



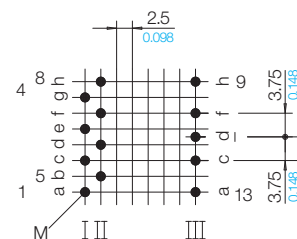
This group of horizontal coilformers is sorted by ferrite core / lamination size and each by pinning with straight pins, side-wrapping pins, solder-tags and conventional coilformers.

Most designs feature terminal strips with “noses” which provide tension-relief of the winding wires and “stand-offs” which allow clean soldering of the coilformer onto the pcb to minimize cold-solder joints. Some coilformers also feature extended flanges to prevent clips sliding off.

Type	Order-Code	Accessories
Coilformer: EE 20/1k/f7-6/2,5-g(h),bh/A RV250 nat.	1 0050-106	Spring-Clip SB-EF/E 20
Coilformer: EE 20/2k/f7-6/2,5-g(h),bh/A RV250 nat.	1 0051-106	Snap-on Potting Box EE 20/25.0
Solder-pin: z608/ua	7 3264-212	Potting Box EE 20/vf
Solder-pin: z609/ua	7 3265-212	



Grid
View pin-side



z608 F = 3.5±0.3/0.138±0.012 without Snap-on Potting Box
z609 F = 4.8±0.3/0.189±0.012 for Snap-on Potting Box and Potting Box (1 0099-024)

01 B 2 G / 01 B 4 K

© 07/2018 by NORWE GmbH

Warranties:
refer to Terms and Conditions of Sale

NORWE GmbH

Postfach 13 56
51691 Bergneustadt
Paulstraße 5, Pernze
51702 Bergneustadt
Deutschland
Telefon +49 (0) 27 63-807-0
Telefax +49 (0) 27 63-807-77
E-mail verkauf@norwe.de
Internet www.norwe.de
www.norwe.eu

NORWE Inc.

P.O. Box 25 11
North Canton, OH 44720-0511
United States of America
Telefon +1-330 497-8113
Telefax +1-330 305-0592
E-mail usa@norwe.com
Internet www.norwe.com



Valid version of
data sheet online

QR Online-Version