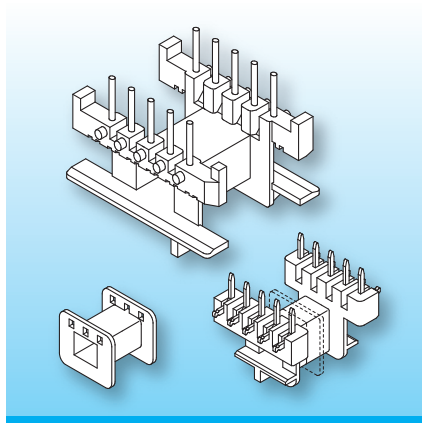


## EE 8 – EE 32 Horizontal

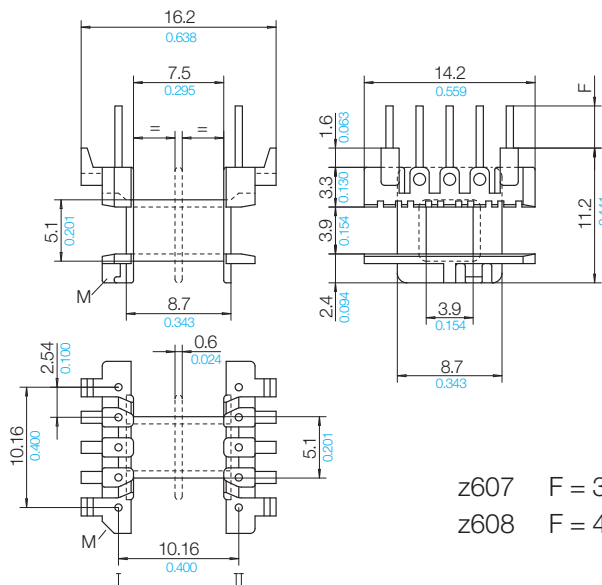
The coilformers are made in gfr Polyamide PA66 of type p6g (RTI long-range temperature +125° C), A RV250 nat. (RTI long-range temperature +100° C) and A3X2G10, sw (RTI long-range temperature +115° C). Pin material is tin bronze, tinned for solder-pins and brass, tinned for solder-tags. Max. solder temperature +350° C, 2 sec. Special materials – e.g. irradiated cross-linked – and designs on request, dimensions in mm/*inch*.



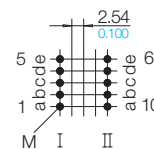
This group of horizontal coilformers is sorted by ferrite core / lamination size and each by pinning with straight pins, side-wrapping pins, solder-tags and conventional coilformers.

Most designs feature terminal strips with “noses” which provide tension-relief of the winding wires and “stand-offs” which allow clean soldering of the coilformer onto the pcb to minimize cold-solder joints. Some coilformers also feature extended flanges to prevent clips sliding off.

Type	Order-Code	Accessories
Coilformer: EE 12.6/1k/7-6/2.54-ee/A RV250 nat.	09770-106	Spring-Clip SB-EF 12.6
Coilformer: EE 12.6/2k/7-6/2.54-ee/A RV250 nat.	09771-106	Snap-on Potting Box EE 12.6
Solder-pin: z607/ua	73263-212	
Solder-pin: z608/ua	73264-212	



**Grid**  
View pin-side



z607	F = 3.5±0.3/0.138±0.012	without Snap-on Potting Box
z608	F = 4.5±0.3/0.177±0.012	for Snap-on Potting Box

01 B 2 S / 01 B 2 S

© 07/2018 by NORWE GmbH

Warranties:  
refer to Terms and Conditions of Sale

**NORWE GmbH**

Postfach 13 56  
51691 Bergneustadt  
Paulstraße 5, Pernze  
51702 Bergneustadt  
Deutschland  
Telefon +49 (0) 27 63-807-0  
Telefax +49 (0) 27 63-807-77  
E-mail verkauf@norwe.de  
Internet www.norwe.de  
www.norwe.eu

**NORWE Inc.**

P.O. Box 25 11  
North Canton, OH 44720-0511  
United States of America  
Telefon +1-330 497-8113  
Telefax +1-330 305-0592  
E-mail usa@norwe.com  
Internet www.norwe.com



Valid version of  
data sheet online

QR Online-Version